


# AUDI MOST INTERFACE INSTALLATION MANUAL




Loose the screws and take out the CD changer as the picture.



Take out the connector of MOST to be connected to the cable of interface MOST.  
It is Plug & Play



Connect the connector of MOST as the yellow point on the picture.



Brown wire (-), Blue wire(+) Power.

**Note:** The wires can be different according country.



1. Press the button of CD & Media.



2. There is AUX as CD7 on the LCD.



3. 01(DVD) 02(DVB-T / DMB), 03(Audio 1), 04(Audio 2)

**Note**

**01. DVD**

It must to be connected DVD .(NOT DVB-T, DMB)


**02. DVB-T /DMB**

It must to be connected DVB-T,DMB(NOT DVD)

**03. AUDIO**

It must to be connected AUDIO (NOT DVB-T, DMB)



4. When you listen to the music by CD Changer, press  button.  
Rest of the functions are used by OEM(factory)